

St George's Education Offer

It is identified in HM Government report 'Unlocking Talent, Fulfilling Potential' (December 2017) that areas with better education outcomes develop a higher skill base, higher productivity, greater economic returns and become more attractive to both highly skilled people and investment, building a capacity to improve even further.

The education facilities available through the development of the St George's site will contribute to the longer term sustainability and success of Rutland through contemporary, purpose-built facilities which promote high quality education from 0 to 19+.

EARLY YEARS EDUCATION AND CHILDCARE:

This offer would be co-produced between education, social care and early help to ensure a wide but cohesive range of services tailored to local conditions and needs is available to all families moving onto the site and within the surrounding areas. With the potential for a younger demographic attracted to this site, opportunities for delivering quality education for young children will provide a solid foundation for their future learning. Positive experiences significantly influence young children in the first three years of life, as this is a critical time for a child's rapid brain development, learning capacity, and social progress.

The development of early education and childcare within shared spaces between community and education would provide accessible, well-planned indoor accommodation augmented by external provision to promote the benefits of using the outdoor environment for learning and play. All Early Years providers in Rutland are expected to offer inclusive practice to meet the needs of children with special educational needs and disabilities (SEND) and additional advice and support to meet the needs of all children is offered by the Local Authority Early Years Inclusion Team, Visions Children's Centre, the Early Help Team and Aiming High. This support would be included within the development of all early education facilities developed on the St George's site. This would include opportunities for the development of a 'hub' approach to share the success of Rutland's Visions Children's Centre in supporting wider family requirements.

The local authority does not estimate early years yield from housing development and reference to recent building projects in Rutland would not be comparable because of profile of potential housing stock. However, annual Childcare Sufficiency Assessments are undertaken which would contribute to the assurance that sufficient childcare places were made available to meet requirements as the site develops. The Early Education and Childcare offer would also be augmented through further development of Childminding arrangements, supported through Rutland Early Years Agency Limited (REYAL), and potential expansion of existing neighbouring nursery and pre-school provision.

PRIMARY EDUCATION:

Brooke Hill Academy Trust is, in principle, willing to put forward a proposal to the DfE to 'make a significant change to an open academy' as set out in the relevant DfE guidance. In effect, this is the process required for a school to expand by transferring to another site and, as such, will require a full business case to be completed and submitted by the Academy Trust to the DfE. Jonathan Gore, DfE Team Leader (East Midlands and the Humber, Academies Regional Delivery Group) has informed the Head of Learning and Skills that he agrees a significant change is the best approach and that the Regional Schools Commissioner will be happy to consider an application from Brooke Hill Academy Trust.

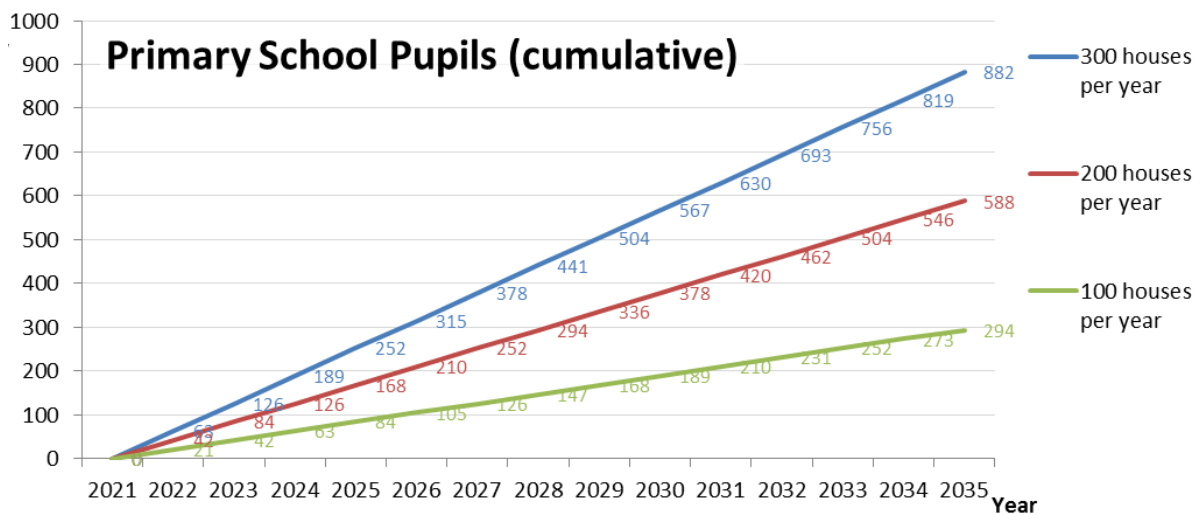
The area of the current Edith Weston school site is 1.975Ha and is freehold and owned by the school. The site would therefore become available following relocation; however it is not just a case of swapping one piece of land for another and it is likely that Rutland County Council would need Secretary of State approval to dispose of the land with net Capital Receipts being fed back into the overall scheme.

The phasing of the build and the housing profile would have implications for the number of pupil places required. Based on average pupil yield, and assuming houses built and occupied each year for next 15 years starting in 2022, the need for school places is shown below.

		Houses		
Primary pupil yield		1,000	2,000	3,000
maximum	0.28	280	560	840
average	0.21	210	420	630
minimum	0.08	80	160	240

The exact number of places required cannot be exactly calculated, but indications are that a new school would be likely to be three form entry on completion. One form entry is 210 places i.e. 30 per school year group from Reception Year to Year 6. However, the design of the build would need to ensure potential for maximum capacity over time.

Based on average pupil yield and assuming houses built and occupied each year for next 15 years starting in 2022:



Admission to schools is determined by parental choice and surrounding faith schools may be the preferred option; there is capacity within some of these schools to accommodate this. The annual School Capacity Assessment would enable accurate forecasting of surplus places within surrounding schools to be evaluated and further adjustments made to school expansion as required.

The newly located school on the St George’s site would not be at capacity for a number of years, although a number of pupils would transfer across to the new site; at the time of writing this was 80 primary aged pupils. The intention, therefore, would be to develop potential for fluidity of building design to enable flexibility of building usage until the school is at full capacity. For example, spare space within the building could be utilised for wider community use until further housing is occupied

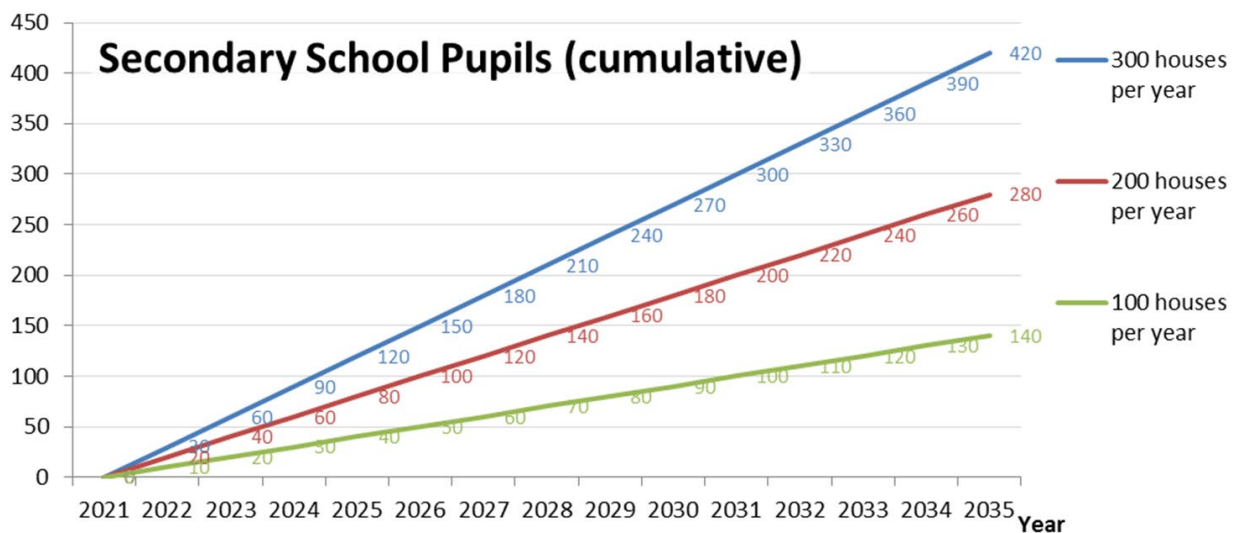
and the school places are required. The designated community facilities can then be constructed to meet evidenced requirements as the site development is being completed.

SECONDARY EDUCATION:

Current pupil yield data would not indicate a specific secondary school would be required to be built on the site.

Secondary pupil yield	Houses			
	1,000	2,000	3,000	
maximum	0.16	160	320	480
average	0.10	100	200	300
minimum	0.00	0	0	0

Based on average pupil yield and assuming houses built and occupied each year for next 15 years starting in 2022:



The three existing secondary schools have capacity for between 900 and 1050 places each with surplus capacity in 2 of the three, both within reasonable travel distance of the site. Good transport from the St George’s site would be imperative to support parental choice for their secondary-aged child’s education.

The annual School Capacity Assessment would enable accurate forecasting of surplus places within surrounding schools to be evaluated and further adjustments made to proposed secondary school expansion as required.

POST-16 EDUCATION:

The local authority does not estimate post-16 yield from housing development and reference to recent building projects in Rutland would not be comparable because of the differing profile of potential housing stock.

Current trends indicate that an increasing number of students from Rutland secondary schools are applying for academic qualifications at Harington, Rutland’s sixth form college. However significant numbers of students from Rutland schools attend out of county provision for their post-16 education, with Stamford College being popular choice.

2017 Destinations of Year 11 School Leavers

A-Levels	Total School Year Cohort	Number Rutland Students	Attending In County Provision	Attending out of county provision
Casterton	52	21	3	18
Uppingham	82	40	12	28
Catmose	104	93	58	35
Further Education	Total School Year Cohort	Number Rutland Students	Attending Stamford College	Attending other out of county provision
Casterton	99	39	33	6
Uppingham	55	27	10	17
Catmose	65	58	31	27

(2018 data not yet available)

Rutland Adult Learning and Skills Service (RALSS) is an important service provided by Rutland County Council designed to influence, support and improve the quality, achievements and social and economic prospects of adult learners in Rutland. RALSS is pro-active and responsive to the demands and expectations of employers as well as students and both adult skills and community education have a unique importance in Rutland life, contributing to the skills needs of the local economy.

Adult and community education is often a lifeline for people in rural areas for whom distances to mainstream activities and participation in a large further education setting is a distant and unfamiliar notion. Creating a RALSS hub within the education and community buildings would provide a high quality learning and skills centre, with the context of the community at the heart of the programmes developed.

Additionally, resources would be available to meet the needs of disadvantaged young adults or those with special educational needs and/ or disabilities. These could include facilitated access to supported internships, with increased transition to adulthood and independence through the development of a vocational route matched to the individual needs of participants.

WRAPAROUND AND HOLIDAY CHILDCARE

Wraparound childcare is childcare that is provided outside of normal school hours, such as Breakfast Clubs or After School Clubs. Holiday Childcare is childcare that is provided during school holidays. Together these are sometimes referred to as Out Of School Clubs. In Rutland this is a mixed economy that is provided either by the schools themselves or through the Private, Voluntary and Independent (PVI) sector. These clubs are intended to help parents and carers balance work and family life, as well as providing children with wider education study support and extra-curricular experiences.

The current economic climate is seeing many parents working longer hours, which often mean early starts, late finishes and/or changing shift patterns. The planned education and community facility on St George's will enable the school and the PVI sector to work together to provide sufficient flexibility for Out of School provision to meet the needs of the majority of families in and around the locality.

ANNEX A:
Current location of Rutland Education Settings (July 2018):

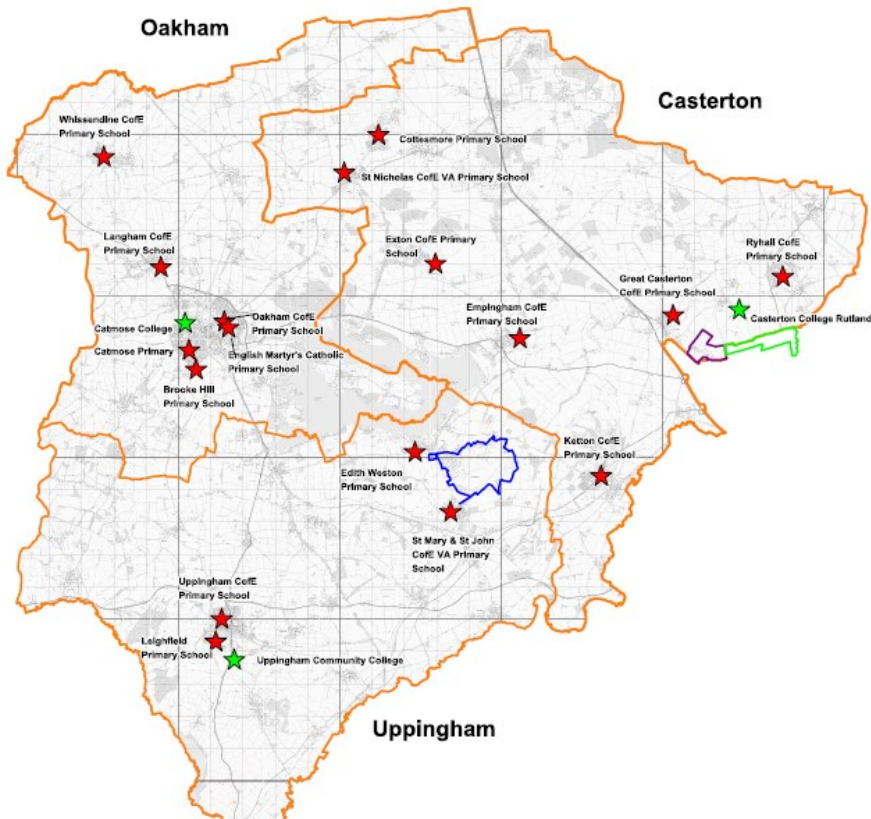
Rutland Early Education and Childcare Settings:

Rutland Early Years Providers:

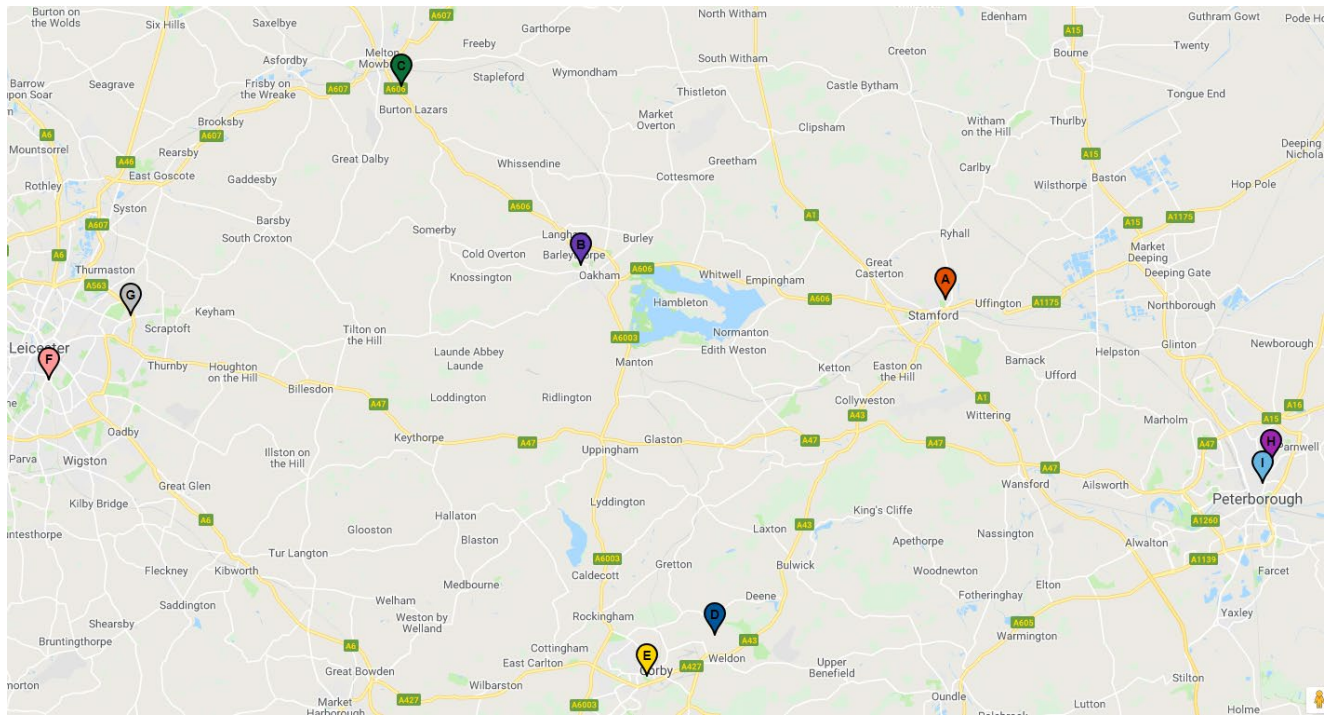
Rutland Childminders



Rutland Primary and Secondary Schools:



Further Education:



A - Stamford - New College	F - Leicester - Leicester College
B - Oakham - Harrington 6 th Form College	G - Leicester- Sixth Form Gateway College
C - Melton Mowbray - Melton Vale 6 th Form College	H - Peterborough Regional College
D - Corby - Corby Business Academy	I - Peterborough City College
E - Corby – Corby Technical School	

Rutland Out of School and Holiday Clubs:

